

Kanlux



**SOLAR LED LAMP
WITH MOTION SENSOR**

**Kanlux
FL SOLNAR SLR**

Kanlux

Kanlux FL SOLNAR SLR

FUNCTIONALITY

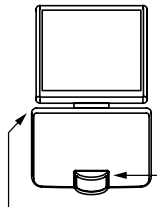




Motion and dusk sensor

Settings

- light intensity: 15-1000 luxes,
- operation time: 10-60 seconds,
- sensor range: up to 10 meters.

MODES OF OPERATION:

- standard
- „night light” - the luminaire emits a soft glow. When motion is detected, it emits maximum light.

	 15lx - 1000lx	
 1 MODE	—	max 800 lm ⌚ 10s - 60s
 2 MODE Night light	~40 lm	max 800 lm ⌚ 10s - 60s

STANDARD

NIGHT LIGHT

Kanlux



Kanlux FL SOLNAR SLR

EASY INSTALLATION

Adjustable floodlight and panel adaptor.

TWO WAYS OF INSTALLATION:

- 1** Floodlight integrated into the panel.
- 2** Floodlight set at a distance from the panel (to improve the lighting conditions of the photovoltaic panel). 2m cable included.



**EA
SY** insta
lation

Kanlux

Kanlux FL SOLNAR SLR

PHOTOVOLTAIC PANEL

Made with (CdTe) technology. Provides more efficient charging even in lower lighting conditions. More robust and more durable than standard solutions.

IP
54

HIGH
quality



Kanlux

Kanlux FL SOLNAR SLR

RANGE OF APPLICATION

Solar-powered, allows installation in areas without access to electrical system.

Convenient application on the facade of a building, gazebo, wall, garage or any other place in the home.



Kanlux



well-packed

kanlux.com

Kanlux FL SOLNAR SLR

36605 FL SOLNAR SLR



8W



4000 K



800 lm

Power: 8W

Luminous flux: 800lm (at full battery charge)

Colour temperature: 4000K

Efficiency: 100lm/W (luminaire fully charged)

Battery capacity: 3.7V 2000mAh

Battery type: 18650 Li ion

Solar panel type: CdTe

Class of protection against electric shock: III

